





SEALANT 6 - 9

TIRE SEALANT	6
CHART: HOW MUCH TIRE SEALANT?	7
THRU-CORE SEALANT	7
TUBE SEALANT	8
CHART: HOW MUCH TUBE SEALANT?	8
SLIME TUBELESS READY SEALANT	9

PRO-SERIES 10 - 11

INFLATORS 12 - 17

MANUAL PUMPS	12
CORDLESS INFLATORS	12
12V INFLATORS	13-17
120V INFLATORS	17

TIRE REPAIR KITS 18 - 19

AEROSOL TIRE INFLATORS 19

TOOLS & ACCESSORIES 20 - 32

DIGITAL TIRE GAUGES	20
DIAL TIRE GAUGES	21
PENCIL TIRE GAUGES	22-23
AIR ACCESSORIES	23
RUBBER CEMENT & BEAD SEALER	23
TIRE REPAIR PLUGS	24
TIRE PLUG KITS	24-25
TIRE TACKLE KITS	25
PATCH KITS & TOOLS	26
VALVE CAPS & ACCESSORIES	28
TIRE VALVES & TOOLS	29-30
CO ₂ INFLATORS	30
BIKE ACCESSORIES	30-32
BIKE GAUGES	32

TUBES 32 - 33

SMART TUBES & SELF-SEALING TUBES	32
BIKE TUBES	33
SLIMEPRO TUBES	33

SLIME TUBELESS READY SEALANT 34

SLIME BIKE STORAGE 35



EVERY YEAR 70 MILLION SCRAP TIRES END UP IN LANDFILLS.

TOGETHER WE CAN REDUCE THIS FIGURE

SLIME CARES

As the worldwide leader in tire care, Slime's complete product line works together to keep tires out of landfills.

Choosing to use Slime to repair a flat enables the tire to be cleaned, professionally repaired, and remain in use. Our sealants even contain chunks of recycled rubber, further reducing the number of tires in landfills.

Regular use of Slime pressure gauges and inflators ensures that tires operate at proper pressure levels, maximizing tire tread life.

By continuing to provide environmentally-friendly solutions for our customers' tires, we're able to make a difference. After all, for us being green goes deeper than just our brand color.

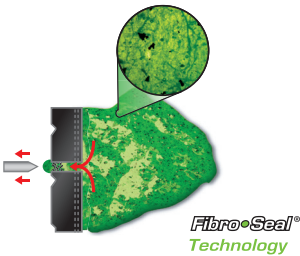
Products featuring Slime's Green Promise are:

- Non-toxic
- Non-hazardous
- Free of carcinogens
- Non-ozone-depleting
- Minimally packaged



SLIME BASICS

Since 1989, Slime has been the world’s safest and most effective sealant. When a puncture occurs, our patented sealant is carried directly to the puncture. The pressure of the escaping air forces the Fibro-Seal® particles into the opening, where they build up and intertwine to form a long-lasting, flexible plug. Instantly, air loss is blocked and a flat tire is prevented.



With a low freezing point of -35°F (-37°C) and a high separation point of 182°F (82°C), our sealants will remain effective under the most extreme temperatures. Slime tube and tire sealants are non-toxic, non-flammable and clean up easily with water. Our sealant is specially designed to be non-corrosive, making it safe for tires and rims. It can be safely removed from the tire, enabling the permanent application of an RMA (Rubber Manufacturers Association) approved plug/patch.

HOW TO USE SLIME		PREVENT FLATS	REPAIR FLATS
	CAR		
	TRUCK		
	SUV		
	MOTORCYCLE/SCOOTER		
	ATV/GOLF CART/TRAILER		
	WHEELBARROW/MOWER/TRACTOR		
	BICYCLE/DIRT BIKE		

TPMS COMPATIBILITY

In order for a tire sealant to be accepted by leading sensor manufacturers, it must pass three product tests. After each test, the sensor is reinstalled on the vehicle and checked for proper functionality. A sensor must be functional after all three tests in order for the sealant to be endorsed by TPMS (Tire Pressure Monitoring Systems) manufacturers.

THE INSTALLATION TEST



PASSED

In this test, sealant must pass freely through the sensor without clogging the device. In order to pass, the sensor must show no evidence of clogging.

THE SUBMERSION TEST



PASSED

During this test, the sensor is fully submerged in the sealant, simulating exposure to the sealant inside a tire. In order to pass, the sensor must remain fully functional and show no evidence of damage.

THE VAPOR TEST



PASSED

In this test, the sensor is exposed to the sealant, then heated to 158°F (70°C), a temperature within the operating specifications of the tire and tire sensor. This simulates the high operating temperature of a tire in use. In order to pass, no evidence of sensor damage may be present.

SEALANT

TIRE SEALANT



PART # 10011

16 oz. TPMS Tire Sealant
Car, trailer



PART # 10012

20 oz. TPMS Tire Sealant
Truck, SUV



PART # 10164

24 oz. TPMS Tire Sealant
All tires



PART # 10163

1 Gal. Tire Sealant
All tires



PART # 10007

8 oz. Tire Sealant
Small tire



PART # 10008

24 oz. Tire Sealant
ATV, mower



PART # 10009

32 oz. Tire Sealant
All tires



PART # 10178

1 Gal. Tire Sealant
Lawn & Garden



PART # SDSB-5G

5 Gal. Tire Sealant
All tires



PART # SB-AP

5 Gal. Aluminum Pump



PART # SDSB-55G

55 Gal. Tire Sealant
All tires













PART # SB-APE

55 Gal. Pump Extension

Slime Tire Sealant seeks out and instantly seals tread area punctures up to 1/4" (6mm) using Fibro-Seal technology. Use Slime Tire Sealant with an air source to repair tire punctures on cars, trucks, motorcycles and SUVs. Install Slime in the tires of any off-highway vehicle and prevent flats before they occur.

- **Instantly seals up to 1/4" (6mm) punctures**
- **Non-toxic, non-corrosive and non-hazardous**
- **Non-flammable**
- **Cleans up with water**
- **Tire Sensor Safe (look for the yellow label)**

HOW MUCH TIRE SEALANT PER TIRE?

	WHEELBARROW	8 oz.
 	MOTORCYCLE/SCOOTER	8 oz.
 	CAR/TRAILER	16 oz.
 	TRUCK/SUV	20 oz.
	GOLF CART	20 oz.
 	ATV/MOWER	24 oz.



Slime **Thru-Core™ Tire Sealant** seeks out and instantly seals tread area punctures up to 1/4" in diameter. There is no need to remove the valve core. Slime's Thru-Core Technology™ seamlessly injects the new sealant formula through the valve stem directly into the tire. Then just air up your tire with a Slime inflator or an air source of your choice to get back on the road quickly. Slime Thru-Core™ Tire sealant is non-toxic, non-corrosive and tire sensor safe. This new easy install formula is tested and approved by leading automakers and cleans up easy with water.

PART # 60174

Thru-Core™ 16 oz. Tire Sealant
Automotive

PART # 60181

Thru-Core™ 20 oz. Tire Sealant
Truck/RV

SEALANT

TUBE SEALANT



PART # 10003

8 oz. Tube Sealant

Bike, dirt bike, wheelbarrow



PART # 10003HT

8 oz. Tube Sealant with hang tag

Bike, dirt bike, wheelbarrow



PART # 10056

16 oz. Tube Sealant

Bike, dirt bike, wheelbarrow
Family Size



PART # 10056HT

16 oz. Tube Sealant with hang tag

Bike, dirt bike, wheelbarrow
Family Size



PART # 10004

16 oz. Tube Sealant

Bike, dirt bike, wheelbarrow



PART # 10162

1 Gal. Tube Sealant

All tube tires



PART # SB-5G

5 Gal. Tube Sealant

All tube tires

Slime Tube Sealant seeks out and instantly seals tread area punctures up to 1/8" (3mm) using Fibro-Seal technology. Install in your bicycles, dirt bikes, wheelbarrows, riding mowers and more, and enjoy two years of continuous flat tire protection.

- **Instantly seals up to 1/8" (3mm) punctures**
- **Non-toxic and non-hazardous**
- **Non-flammable**
- **Cleans up with water**

HOW MUCH TUBE SEALANT PER TIRE?

	BICYCLE	4 oz.
	WHEELBARROW	8 oz.
	DIRT BIKE	8 oz.
	SCOOTER	8 oz.
	MOWER	24 oz.

TUBELESS

PREMIUM SEALANT



PROTECTS FROM TEARS AND SLITS



LONG-LASTING LIQUID PROTECTION



CO₂ WON'T FREEZE SEALANT IN YOUR TIRE



FULL SEALANT FOR WIDE COVERAGE

STR
SLIME TUBELESS READY

Seals punctures on
all tubeless tires.

NEW



PART # 10173
3 oz. Pouch
Tubeless Sealant
Bike

NEW



PART # 10174
8 oz.
Tubeless Sealant
Bike

NEW



PART # 10175
16 oz.
Tubeless Sealant
Bike

NEW



PART # 10176
32 oz.
Tubeless Sealant
Bike

NEW



PART # 10177
1 Gal.
Tubeless Sealant
Bike



PRO-SERIES

RUGGED • BUILT TO LAST • GET THE JOB DONE RIGHT

Slime Pro-Series products are carefully designed and crafted to meet the rigors of every day tire repair. Each Pro-Series item is precisely built to premium quality making sure it stands the test of time. Pro-Series products get the job done and your friends might be pretty jealous they don't have one.



PRO-SERIES



PART # 40048

Super Duty Tire Inflator

Dual piston motor
30' total reach

- Tire inflation time: 1.5 min.*
- Dual piston motor
- Vibration isolating base
- Easy 30' reach

- Removable magnetic 400 lumen LED light
- Multi-use high pressure liquid-filled gauge
- Direct connect to battery
- Vehicle mount ready

NEW



PART # 20454
2-in-1
Digital Gauge

- Dual action – tire pressure and tread depth
- Integrated bleeder pin
- Autosaves tire data

NEW



PART # 20456
Mini Digital
Precision Gauge

- Backlit display
- Easy grip
- Shock resistant

NEW



PART # 20457
Valve Core Tool

- No slip grip
- Precision torque
- Durable alloy construction

NEW



PART # 20455
4-Way Gauge

- Measures PSI, kPa, BAR & tread depth
- Integrated bleeder valve
- Durable construction

NEW



PART # 20458
Tire Patch &
Plug Kit
9 pieces

- Heavy duty patches & plugs
- Rugged metal scuffer
- Rubber cement
- Durable case



PART # 20290
Ultimate Tire
Plug Kit
13 pieces,
T-handle

- Easy grip aluminum reamer and plugger
- Insertion tool collar for accuracy
- 10 plugs
- Rubber cement



PART # 20289
5-60 PSI
Liquid-Filled
Gauge

Extends life of gauge

- Liquid-filled for maximized accuracy
- Glows in the dark for nighttime repairs
- Shock resistant
- 5-60PSI
- Bleeder valve



PART # 20333
0-150 PSI
Truck & RV
Gauge

- Shock resistant liquid-filled gauge
- Total reach 18"
- Extreme accuracy
- Dynamic bleeder valve



PART # 20341
5-100 PSI
Digital Tech
Gauge

- Precision grip
- Easy to read backlit gauge
- Integrated bleeder pin

INFLATORS

MANUAL PUMPS



PART # 2061-A

Foot Pump

Single Cylinder

Adjustable desired pressure indicator



PART # 2060-A

Hand Pump

Single Cylinder

Includes Presta Valve adapter

INFLATORS

CORDLESS

Slime All-Purpose Inflators should be required equipment for every camping trip. All models in the Slime All-Purpose Inflator family come with dual air hoses: One high-pressure for tires and the other high-volume for rafts and inflatables. Slime All-Purpose Inflators also include integrated handles, built-in gauges and bright LED lights for nighttime use. One model is rechargeable. Both come with air adapters for rafts, mattresses and sports balls.

*TIRE INFLATION TIMES FOR INFLATORS BASED UPON STANDARD CAR TIRE = P195/65 R15

** MATTRESS INFLATION TIMES FOR INFLATORS BASED UPON TWIN SIZE AIR MATTRESS



PART # 40033

Tire Inflator

Cordless and rechargeable

- Tire inflation time: 6 min.*
- 2 ways to recharge: 12V accessory or 120V wall outlet
- Color-coded battery level indicator
- Can be used as a 12V phone charger



PART # 40028 # 40041

All-Purpose Inflator

Cordless and rechargeable for tires and rafts
12' total reach

- Tire inflation time: 6 min.* | Mattress inflation time: 1 min.**
- 12V rechargeable inflator
- 2 motors: High-pressure for tires and high-volume for rafts and mattresses



- Bright LED light, rugged housing and built-in cup holders
- Digital gauge with Inflate-Right™: Automatically shuts off when set pressure is reached



PART # 40001
Power Sport
Tire Inflator

- Tire inflation time: 10 min.*
- Adapts to any 12V power supply
- Rugged carrying case included



PART # 40019
All-Purpose Inflator
Tires, small inflatables,
sport balls

- Tire inflation time: 10 min.*
- 12V accessory power



PART # 40020
40039
Tire Top Off
Compact

- Tire inflation time: 14 min.*
- 12V accessory power
- Dual purpose: check pressure & inflate



PART # 40022
Tire Inflator
Digital display

- Tire inflation time: 6 min.*
- 12V accessory power
- Inflate-Right™: Automatically shuts off when set pressure is reached
- Bright LED light



PART # 40032
Tire Inflator
Cars, light trucks, SUVs

- Tire inflation time: 8 min.*
- 12V accessory power
- Built-in dial gauge
- Bright LED light



PART # 40047
Rugged Digital
Tire Inflator
LED light

- Tire inflation time: 4 min.*
- 12V accessory power
- Inflate Right™ technology
- Easy to read digital display



PART # 40050
Tire Inflator
Dial display

- Tire inflation time: 8 min.*
- 12V accessory power
- Built-in dial gauge
- Bright LED light



PART # 40051
Digital Tire Inflator
Digital display

- Tire inflation time: 6 min.*
- 12V accessory power
- Inflate-Right™: Automatically shuts off when set pressure is reached
- Bright LED light



PART # COMP02
12V Tire Inflator

- Tire inflation time: 8 min.*
- 12V accessory power
- Built-in dial gauge





PART # 40030

Compact Pro Power Tire Inflator

Perfect for: Cars, light trucks
17' total reach

- Tire inflation time: 6 min.*
- 12V accessory power
- In-line dial gauge
- Compact model for easy storage

The **Compact Pro Power** inflator is perfect for cars and light trucks. As part of Slime's Pro Power series it includes a direct-drive motor and thermal break feature to prevent overheating. The compact model is whisper quiet.



PART # 40031

Pro Power Tire Inflator

Heavy-duty: 4x4, SUV, truck
26' total reach

- Tire inflation time: 3 min.*
- 12V accessory power
- In-line dial gauge, bright LED light and ergonomic handle
- Canvas carrying bag

The **Heavy-Duty Pro Power** inflator is great for 4x4, SUV and Truck applications. As part of Slime's Pro Power series it includes a direct-drive motor and thermal break feature to prevent overheating.



PART # 40026

2X Tire Inflator

2 cylinders for maximum power
30' total reach

- Tire inflation time: 2 min.*
- Alligator clips power adapter
- In-line dial gauge, bright LED light
- Heavy-duty rigid case

The **2X Tire Inflator** features 2 cylinders for maximum power. As part of Slime's Pro Power series, the 2X includes a direct-drive motor and thermal break feature to prevent overheating.

INFLATORS

12 VOLT

* INFLATION TIMES FOR INFLATORS BASED UPON STANDARD CAR TIRE = P195/65 R15



PART # 40046

Elite Heavy Duty Tire Inflator

- Tire inflation time: 3 min.*
- 12V accessory power
- Digital gauge
- Removable magnetic LED light
- Air accessories included
- 16' extension coil air hose



PART # 40034 # 40038

All-Purpose Inflator

Multi-purpose for tires and rafts
12' total reach

- Tire inflation time: 8 min.* | Mattress inflation time: 3 min.**
- 12V accessory power
- Two air hoses: High-pressure for tires and high-volume for rafts and mattresses
- Built-in dial gauge and bright LED light



12 VOLT**INFLATORS**

PRO-SERIES

The **Super Duty Tire Inflator** is Slime's most powerful inflator, featuring 2 cylinders for maximum power. As part of Slime's Pro-Series, the Super Duty includes a dual piston motor, multi-use high pressure liquid-filled gauge, and removable 400 lumen LED light.

PART # 40048**Super Duty Tire Inflator**

Dual piston motor
30' total reach

- Tire inflation time: 1.5 min.*
- Dual piston motor
- Vibration isolating base
- Easy 30' reach
- Removable magnetic 400 lumen LED light
- Multi-use high pressure liquid-filled gauge
- Direct connect to battery
- Vehicle mount ready

120 VOLT**INFLATORS****PART # 40045****120V Garage Inflator**

Cars, trucks,
bikes, inflatables

- Tire inflation time: 4 min.*
- 120V wall outlet power
- Mounting bracket and screws included
- Tire gauge
- Tread depth gauge
- Valve caps and air accessories
- Attach to any extension cord
- A must have for every garage

**PART # 40029****120V Tire Inflator**

Cars, trucks,
bikes, inflatables

- Tire inflation time: 4 min.*
- 120V wall outlet power
- Attach to any extension cord
- A must have for every garage

Slime Spair Kits combine Slime sealant and a Slime inflator, allowing consumers to install Slime sealant and re-inflate a tire in the event of a flat. Slime Spair Kits are the ideal alternative to using a spare tire and jack. There is a Slime Spair for every need and application. The compact Moto Spair stores easily in a motorcycle saddle bag, while the Smart Spair fits easily in a trunk. The Truck Spair features a powerful Slime Pro Power Series Inflator for heavy-duty applications. The Safety Spair conveniently combines sealant and air at the push of a single button to repair and inflate a standard car tire in just 7 minutes.

TIRE REPAIR KITS

* INFLATION TIMES FOR INFLATORS BASED UPON STANDARD CAR TIRE = P195/65 R15

NEW



PART # 50123 REFILL CARTRIDGE # 10179

Flat Tire Repair Kit
Digital Series
Digital display

Tire inflation time: 6 min.* | Total repair time: 8 min.

CONTENTS

- 15.2 oz. Slime Tire Sealant
- Compact 12V tire inflator
- Zippered case

NEW



PART # 50122 REFILL CARTRIDGE # 10179

Flat Tire Repair Kit
Dial display

Tire inflation time: 8 min.* | Total repair time: 10 min.

CONTENTS

- 15.2 oz. Slime Tire Sealant
- Compact 12V tire inflator
- Zippered case



PART # 50001

Moto Spair
Motorcycle/
Scooter tires

Tire inflation time: 4 min.* | Total repair time: 15 min.

CONTENTS

- 8 oz. Slime Tire Sealant
- Compact 12V tire inflator
- Adapters for any battery
- 10-50 PSI pencil tire gauge
- Rugged zippered case



PART # 50107 (3 PACK)

Smart Spair
Standard tires

Tire inflation time: 7 min.* | Total repair time: 15 min.

CONTENTS

- 16 oz. Slime Tire Sealant (TPMS safe)
- Compact 12V tire inflator
- Air adapters for inflatables
- Convenient zippered case

TIRE REPAIR KITS



CONTENTS

- 16 oz. Slime latex tire sealant (TPMS safe)
- Heavy-duty 12V tire inflator with LED light, backlit instructions and built-in dial gauge
- Convenient zippered case

PART # 70005 REFILL CARTRIDGE # 10100

Safety Spair Standard tires

- Tire inflation time: 4 min.* | Total repair time: 7 min.
- Repairs a flat at the push of a button: Slime latex tire sealant and air are sent into the flat tire, repairing and reinflating the tire in one simple step



CONTENTS

- 24 oz. Slime Tire Sealant (TPMS safe)
- Heavy-duty 12V tire inflator with LED light
- Adapters for any battery
- Key valve core removal tool
- Valve caps and valve cores
- Air adapters for inflatables
- Pencil tire gauge
- Black canvas case



CONTENTS

- 24 oz. Slime Tire Sealant
- Heavy-duty 12V tire inflator with LED light
- Adapters for any battery
- Key valve core removal tool
- Valve caps and valve cores
- Air adapters for inflatables
- Pencil tire gauge
- Tire plugs
- T-handle reamer and plugger tools
- Black canvas case

PART # 50063

Truck Spair Large tires

- Tire inflation time: 3 min.*
- Total repair time: 11 min.
- Heavy-duty tire repair kit

PART # 70004

Power Spair Large tires

- Tire inflation time: 3 min.*
- Total repair time: 11 min.
- Heavy-duty tire repair kit

AEROSOL TIRE INFLATORS



PART # 60188

12 oz. Quick Spair

Seals punctures and inflates in seconds



PART # 60189

16 oz. Quick Spair

Seals punctures and inflates in seconds



PART # 60190

20 oz. Quick Spair

Seals punctures and inflates in seconds



TOOLS & ACCESSORIES

DIGITAL TIRE GAUGES



PRO-SERIES

PART # 20341
5-100 PSI
Digital Tech
Gauge

- Precision grip
- Easy to read backlit gauge
- Integrated bleeder pin

NEW



PRO-SERIES

PART # 20454
2-in-1
Digital Gauge

- Dual action – tire pressure and tread depth
- Integrated bleeder pin
- Autosaves tire data

NEW



PRO-SERIES

PART # 20456
Mini Digital
Precision Gauge

- Backlit display
- Easy grip
- Shock resistant



PART # 20112
20268

5-150 PSI
Digital Gauge
Stores on keychain



PART # 20017
20247

5-150 PSI
Digital Sport Tire Gauge
with lighted tip



PART # 2071-A
0-99 PSI
Digital LED Gauge
with reset button



PART # 20187
20251

0-120 PSI
Digital Tire Gauge
with wraparound hose

- Simple 1 button operation
- 6" braided hose with press on nozzle
- Pressure release button



PART # 20202
20402

0-100 PSI
Ultimate Digital Gauge

- Dynamic bleeder valve
- Back lit digital display
- LED light
- 6" flexible hose



PART # 20329

5-150 PSI
Digital Pencil Gauge

- Compact clip-on design
- Digital LCD screen



PART # 2020-A

10-160 PSI
Dually RV Gauge
with easy-reach hose



PRO-SERIES

PART # 20333
0-150 PSI
Truck & RV
Gauge

- Shock resistant liquid-filled gauge
- Total reach 18"
- Extreme accuracy
- Dynamic bleeder valve



PRO-SERIES

PART # 20289
5-60 PSI
Liquid-Filled
Gauge
Extends life of gauge

- Liquid-filled for maximized accuracy
- Glows in the dark for nighttime repairs
- Shock resistant
- 5-60PSI
- Bleeder valve



PART # 20048
20248
5-60 PSI
Tire Gauge
with bleeder valve



PART # 20049
5-60 PSI
Tire Gauge
with bleeder valve



PART # 20459
5-60 PSI
Brass Tire Gauge
with bleeder valve



PART # 20185
1-20 PSI
Low Pressure Gauge
with rugged housing & bleeder valve



PART # 20186
20386
10-160 PSI
High Pressure Gauge
with rugged housing & bleeder valve



PART # 20034
5-60 PSI
Mini Magnet Dial Gauge
with Tire
refill for part # 20045 & 20055



PART # 20036
5-60 PSI
Mini Magnet Dial Gauge
refill for part # 20046 & 20054



PART # 20201
CASE OF 8
10 -160 PSI
Dial Gauge
with bleeder valve



PART # 22073
CASE OF 8
5-60 PSI
Mini Dial Gauge



PART # 20455
4-Way Gauge

- Measures PSI, kPa, BAR & tread depth
- Integrated bleeder valve
- Durable construction




PART # 22012
5-50 PSI
Tire Gauge



PART # 22013
5-50 PSI
Tire Gauge
 with caps



PART # 1023-A
10-50 PSI
Tire Gauge*
 with caps



PART # 1011-A
20245
1-20 PSI
Tire Gauge
 with caps



PART # 2005-A
20244
20-120 PSI
Tire Gauge
 with caps



PART # 2016-A
20246
10-120 PSI
Dual Head Tire Gauge
 with valve extenders



PART # 2021-A
20250
10-150 PSI
Truck Tire Gauge
 for hard to reach valves



PART # 2007-A
5-50 PSI
Air/Water Tire Gauge



PART # 20042
20275
20-120 PSI
Bike Tire Gauge



PART # 20152
CASE OF 6
10-120 PSI
Dual Head Tire Gauge



PART # 2012-BULK/18
10-50 PSI
Pencil Gauge

PENCIL TIRE GAUGES

TOOLS & ACCESSORIES



PART # 1012-BULK/18
10-50 PSI
Pencil Gauge
various colors

PART # 1038-BULK/18
10-50 PSI
Extreme
Pencil Gauge

PART # 2011-BULK/12
10-50 PSI
Mini Magnet
Pencil Gauge

PART # 20108-BULK/12
10-50 PSI
Mini Pencil
Gauge

PART # 20188
CASE OF 18
10-50 PSI
Keychain
Pencil Gauge

AIR ACCESSORIES

TOOLS & ACCESSORIES



PART # 20073
Air/Water
Adapter Kit

PART # 20200
20269
Air Accessories
for inflators & pumps
2 inflatable adapters, 1 needle

PART # 23032
20267
Air Needles
(set of 2)

PART # 20332
Inflator Hose Adapter
Converts twist-on
to press-on adapters

RUBBER CEMENT & BEAD SEALER

TOOLS & ACCESSORIES



PART # 1051-A
20258
1 fl. oz. Rubber Cement

PART # 1050
8 fl. oz. Rubber Cement

PART # 10137
32 fl. oz. Bead Sealer

TOOLS & ACCESSORIES

TIRE REPAIR PLUGS



**PART # 20233 (BROWN)
20252 (BLACK)**

Tire Repair Plugs
5 pack

**PART # 1031-A
20299**

Tire Repair Plugs
30 pack

PART # 20141

Tire Repair Plugs
30 pack, extra wide

PART # 20142

Tire Repair Plugs
50 pack, extra long, extra wide

PART # 20143

Tire Repair Plugs
50 pack, extra long

TOOLS & ACCESSORIES

TIRE PLUG KITS



PART # 1034-A

Tire Plug Kit
8 pieces, T-handle



**PART # 2040-A (6 PACK)
20302 (4 PACK)**

Deluxe Tire Plug Kit + Glue
11 pieces, pistol-grip handle



**PART # 20204
20255**

Tire Plug Kit
6 pieces, T-handle



**PART # 20203
20254**

Tire Plug Kit
4 pieces, screwdriver handle



PART # 21032

Tire Plug Kit + Glue
6 pieces, screwdriver handle

TIRE PLUG KITS

TOOLS & ACCESSORIES



PART # 20290

Ultimate Tire Plug Kit

13 pieces, T-handle

- Easy grip aluminum reamer and plugger
- Insertion tool collar for accuracy
- 10 plugs
- Rubber cement

PRO-SERIES



PART # 20240

ATV/Trailer Tire Repair Kit

Mini tire inflator, 3 threaded CO₂ cartridges, reamer, plugs and plug tool

PART # 20287

CO₂ Refills

2 threaded 16 gram cartridges

TIRE TACKLE KITS

TOOLS & ACCESSORIES



PART # 2510

22 Piece Tire Tackle: Medium

ATV, tractor, off-road



PART # 20133

20257

9 Piece Tire Tackle: T-handle

All tires



TOOLS & ACCESSORIES

PATCH KITS & TOOLS

NEW



PRO-SERIES




PART # 20458
Tire Patch & Plug Kit
9 pieces

- Heavy duty patches & plugs
- Rugged metal scuffer
- Rubber cement
- Durable case

PART # 1022-A
20259
Tube Patch Kit + Glue
Bikes and inflatables

PART # 1028-A
6" Tire Patch
Heavy-duty,
for bias ply tires

PART # 1029-A
4" Tire Patch (2)
Heavy-duty,
for bias ply tires



PART # 1035-A
2 3/8" Patches
20 pack, for all
rubber repairs

PART # 2030-A
Tire Patch Kit + Glue
Radial tires

PART # 2033
Patches + Glue
56 patches, various sizes,
for all rubber repairs

PART # 20189
20260
Classic Patch Kit
27 pieces, for all rubber repairs



PART # 2410
14 Piece Tire Tackle: Small Glove box

PART # 20177
Tread Depth Gauge
1/32" - 1"

PART # 1025-A
Tire Buffer
with stitcher

PART # 20179
Tire Marker

PART # 20460
6" Safety Glow Sticks
Set of 2




TOOLS & ACCESSORIES

VALVE CAPS & ACCESSORIES




Valve Caps
(set of 4)

PART #	COLOR
20116	Pink Anodized
20129	Red Anodized
20130 / 20264	Blue Anodized
20131 / 20265	Aluminum
20132 / 20266	Black Anodized



Barrel Valve Caps
(set of 4)

PART #	COLOR
20324 / 20424	Jet Black
20325 / 20425	Gunmetal Gray
20326 / 20426	Quick Silver
20335	Blue Steel
20336	Flamingo Pink
20337	Gold Rush
20338	Ruby Red



PART # 2048-A
Valve Caps
(set of 4)
Chrome

PART # 20094
20278
Valve Caps & Sleeves
(set of 4 caps, 4 sleeves)

PART # 20230
Valve Caps
(set of 4)
Nitrogen

PART # 20145
Valve Caps
(pack of 10)
Chrome

PART # S20221
32 PSI (set of 4)
Tire Pressure Valve Caps
Color-coded indicators

PART # S20222
36 PSI (set of 4)
Tire Pressure Valve Caps
Color-coded indicators



PART # 20231
TPMS Valve Caps
(set of 4)
Plastic

PART # 20339
Valve Caps
(set of 4)
Plastic

PART # 22049
20263
Valve Caps
(set of 4)
Plastic

PART # 20291
20391
Nitrogen Valve Caps
(set of 4)

TIRE VALVES & TOOLS

TOOLS & ACCESSORIES



PART # 20140
Dually Valve Extenders



PART # 2045-A
Valve Extenders
Metal, 1 1/4"



PART # 2047-A
Valve Extenders
Plastic, 1 1/4"



PART # 2078-A
Tire Valves TR413
Chrome, 1 1/4"



PART # 20161
20261
Tire Valves TR415
Tubeless, 1 1/4"



PART # 2080-A
20276
Tire Valves TR413
Tubeless, 1 1/4"



PART # 2081-A
Tire Valves TR418
Tubeless, 2"



PART # 20004
Tire Valves TR425
Tubeless, 2"



PART # 20149
Tire Valves TR414
Tubeless, 1 1/2"



PART # 20172
TPMS Snap-In Valve
1 1/2"



PART # 20128
Tire Valves TR416
High-performance, 1 1/4"




PART # 20076
Core Housings
TR218A/TR618A
Air/Liquid CH3



PART # 22042
Valve Cores
(set of 4)



PART # 20077
Valve Insertion Tool



PART # 20075
Valve Fishing Tool


TOOLS & ACCESSORIES

TIRE VALVES & TOOLS



PART # 20457
Valve Core Tool

- No slip grip
- Precision torque
- Durable alloy construction



PART # 2044-A
4-Way Tool



PART # 20088
20262
4-Way Tool
with 4 valve cores



PART # 20178
Valve Core Tool
Removal & installation tool

TOOLS & ACCESSORIES

CO₂ INFLATORS



PART # 20277
CO₂ Tire Inflator
Includes inflator and 1 16g non-threaded CO₂ cartridge



PART # 20279
CO₂ Refills, 16g non-threaded
Set of 2

TOOLS & ACCESSORIES

BIKE ACCESSORIES



PART # 20435
Tubeless Rim Tape
18mm x 10yd



PART # 20436
Tubeless Rim Tape
18mm x 72yd



PART # 20437
Tubeless Rim Tape
27mm x 10yd



PART # 20438
Tubeless Rim Tape
27mm x 72yd

TUBELESS

NEW



PART # 20431

**Tubeless Presta
Valve Cores**

NEW



PART # 20432

Tubeless Presta/Schrader Tool

NEW



PART # 20433

**Tubeless Brass Valve Stems
44mm**

NEW



PART # 20434

**Tubeless Aluminum Valve Stems
44mm**



PART # 20027

1" Skabs

6 pre-glued patches,
2 tire levers



PART # 20040


1" Skabs

6 pre-glued patches




PART # 1022-A
20259

Tube Patch Kit + Glue
Bikes and inflatables



PART # 20197
20271

**Tube Repair
Patch kit**



PART # 20189
20260

Classic Patch Kit
27 pieces, for all rubber repairs



PART # 23042
20270

Valve Adapter
Presta to Schrader (standard)

TOOLS & ACCESSORIES

Lightweight tube protectors provide a physical barrier, deflecting nails, glass, thorns and other debris to prevent punctures. They install easily between the tube and tire, plus they're 17% lighter & 27% stronger than before.



Tube Protectors
Twin Packs

PART #	TUBE SIZE
20093	One size fits most

TOOLS & ACCESSORIES

BIKE GAUGES



PART # 20112
20268
5-150 PSI
Digital Gauge
Stores on keychain
Compatible with Schrader Valves



PART # 20017
20247
5-150 PSI
Digital Sport Tire Gauge
with lighted tip
Compatible with Schrader Valves



PART # 20042
20275
20-120 PSI
Bike Tire Gauge
Compatible with Schrader Valves

TUBES

SMART TUBES & SELF SEALING TUBES

Slime Smart Tubes and Self-Sealing Tubes instantly and repeatedly seal punctures before they ruin your day. Factory-filled with a precise volume of Slime Tube Sealant, they install like a regular tube, while offering powerful Slime protection. They provide a physical barrier against thorns, glass and nails. Should any debris get through, Slime tube sealant instantly goes to work, seeking out and sealing the puncture.



PART #	DESCRIPTION	TUBE SIZE
30010	4" Utility	4.00/3.5-4
30011	6" Wheelbarrow	4.10/3.5-6
30012	8" Wheelbarrow	4.8/4.0-8
30014	15" Lawn Tractor	15 x 6.0-6, 530/450-6, 13 x 5.0-6
30015	16" Lawn Tractor	16 x 6.5-8, 16 x 7.5-8
30013	20" Lawn Tractor	20 x 8.0-8, 20 x 10.0-8, 21 x 12.0-8, 22 x 11.0-8, 22 x 12.0-8

Utility, Wheelbarrow and Lawn Tractor Smart Tubes™
Inner tubes pre-filled with Slime Tube Sealant

**SCHRADER VALVE**

PART #	TUBE SIZE
30051	16" x 1.75 - 2.125"
30049	20" x 1.5 - 2.125"
30047	24" x 1.75 - 2.125"
30044	26" x 1 3/8"
30045	26" x 1.75 - 2.125"
30070	29" x 1.85 - 2.20"

PRESTA VALVE

PART #	TUBE SIZE
STB-926212/10	26" x 1.75 - 2.125"
30076	27.5" x 1.9 - 2.125"
30043	29" x 1.85 - 2.20"
STB-970019/10	700 x 19 - 25mm
STB-970028/10	700 x 28 - 35mm

Self-Sealing Tubes

Inner tubes pre-filled with
Slime Tube Sealant

- Instantly seals up to 1/8" (3mm) punctures
- Provides flat tire protection for up to 2 years
- Pre-filled with environmentally-friendly Slime Tube Sealant

**SCHRADER VALVE**

PART #	TUBE SIZE
30075	20" x 1.5 - 2.125"
30074	26" x 1.75 - 2.125"

Self-Sealing Tubes Value Packs

Inner tubes pre-filled with
Slime Tube Sealant

- Instantly seals up to 1/8" (3mm) punctures
- Provides flat tire protection for up to 2 years
- Pre-filled with environmentally-friendly Slime Tube Sealant

**SCHRADER VALVE**

PART #	TUBE SIZE
30079	20" x 1.75 - 2.125"
30081 (4 PACK)	26" x 1.75 - 2.125"

PRESTA VALVE

PART #	TUBE SIZE
30055	26" x 1.75 - 2.125"

Super Thick Self-Sealing Tubes

Super thick inner tubes
pre-filled with Slime Tube Sealant

- Ultimate protection
- Ultra-thick, thorn-resistant tube pre-filled with Slime Tube Sealant

**SCHRADER VALVE**

PART #	TUBE SIZE
30027	26" x 1.75 - 2.125"

PRESTA VALVE

PART #	TUBE SIZE
30024	26" x 1.75 - 2.125"
30026	700 x 19 - 25mm
30025	700 x 28 - 35mm

Lite Smart Tubes™

Lightweight butyl inner tubes
pre-filled with Slime Tube Sealant

- Superior flat tire protection without adding significant weight
- Lightweight butyl tube pre-filled with revolutionary Slime Tube Sealant

SEALANT

TUBELESS SEALANT

TUBELESS

PREMIUM SEALANT



PROTECTS FROM TEARS AND SLITS



LONG-LASTING LIQUID PROTECTION



CO₂ WON'T FREEZE SEALANT IN YOUR TIRE



FULL SEALANT FOR WIDE COVERAGE

STR

SLIME TUBELESS READY

Seals punctures on
all tubeless tires.

NEW



NEW



NEW



NEW



NEW



PART # 10173

3 oz. Pouch
Tubeless Sealant
Bike

PART # 10174

8 oz.
Tubeless Sealant
Bike

PART # 10175


16 oz.
Tubeless Sealant
Bike

PART # 10176

32 oz.
Tubeless Sealant
Bike

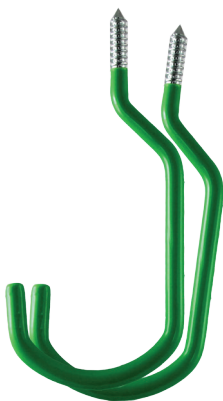
PART # 10177

1 Gal.
Tubeless Sealant
Bike





PART # 20318 • Holds up to 30lbs
Bike Hooks
Vinyl-coated



PART # 20319 • Holds up to 72lbs
Heavy Duty Bike Hooks
Vinyl-coated



PART # 20323 • Securely holds 1 bike (up to 50lbs)
Bike Hanger • Direct Mount - screws into wall stud
• Store any style bike on the wall or ceiling
• Durable steel construction



PART # 20322 • Securely holds 1 bike (up to 50lbs)
Single Folding Bike Rack • Shelf for additional items
• Easy foldup when not in use
• Durable steel construction

